



Boeing 787 SCMP Solution Overview Guide

July 2023





CONTENTS

Document Versions	3
Solution Overview.....	4
Partner Managed Inventory (PMI) Visibility Solution	4
Returns Management Visibility Solution	5
Direct Procurement Visibility Solution.....	6
Direct Procurement Returns Management Visibility Solution	6
Visibility Solution Elements mapped to Workflows.....	7
Users, Roles, and Privileges	8
Boeing User Roles	9
Consuming Partner User Roles	10
Providing Partner User Roles.....	11
General Visibility	11



DOCUMENT VERSIONS

Version	Change Overview	Date	Responsible Party
1	Harmony Upgrade	07/07/23	Ashleigh Howell

SOLUTION OVERVIEW

The Boeing 787 program uses a Partner Managed Inventory (PMI) strategy, where Boeing buys parts from a Providing Partner or supplier and has the parts delivered to a Consuming Partner or Component Assembler.

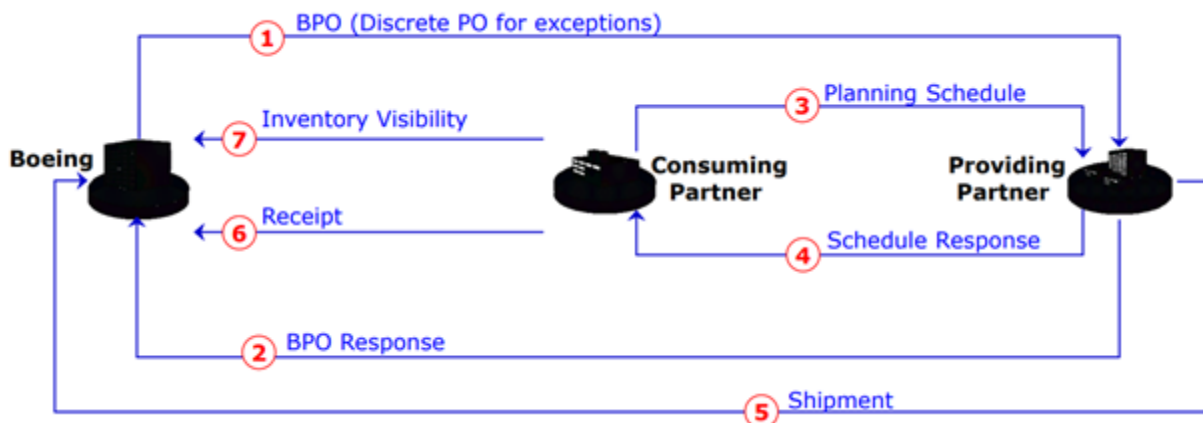
The Supply Chain Management Platform (SCMP) is the common platform link for sharing information between Boeing, Consuming Partners and Providing Partners, all of whom have different internal data systems.

Boeing requires a Multi-tier Visibility (MTV) solution to manage PMI parts delivered to the Component Assembler for production and payment purposes. SCMP is a visibility tool used in conjunction with traditional forms of collaboration like email, phone, fax, etc. No one should see something for the first time in SCMP without having previously discussed this with their business partner.

The Boeing Exostar SCMP solution supports two major business processes:

1. Partner Managed Inventory (PMI): In the Partner Managed Inventory (PMI) process, Boeing has contractual relationships with the Providing Partners for drop-shipping aircraft component items that are used in sub-assemblies built by Consuming Partners.
2. Direct Procurement: In the Direct Procurement process, Boeing is the buyer and receives the items directly from the Providing Partner.

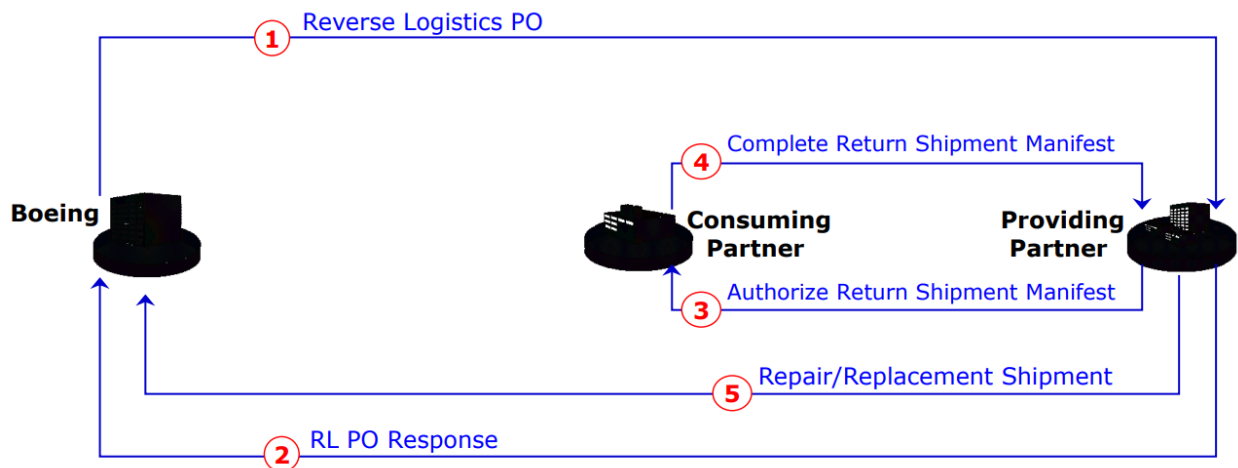
PARTNER MANAGED INVENTORY (PMI) VISIBILITY SOLUTION



1. Boeing creates Blanket Purchase Order to the Providing Partner for the drop-shipped item.

2. The Providing Partner sends a PO Response indicating acceptance, rejections, or exceptions.
3. The Consuming Partner provides a Planning Schedule which includes the discrete quantity and on dock date, planned at their site level for the planning horizon.
4. The Providing Partner responds to the Planning Schedule indicating acceptance, rejections, or exceptions.
5. The Providing Partner creates an Advanced Ship Notice per the Blanket PO/request date on the Planning Schedule. This notification is consumed by Boeing and visible to all parties of the collaboration.
6. The Consuming Partner will create a Receipt. From SCMP, these receipts will be sent to Boeing for upload into Boeing ERPLN.
7. The Consuming Partner will report Inventory Quantity On Hand (QOH) for all the PMI parts to Boeing.
8. Boeing will send a Reverse Logistics PO into SCMP using the existing Exostar interface. Providing Partners will create a Return Shipment Manifest document using the Reverse Logistics PO. This Return Shipment Manifest document will have details to facilitate the Consuming Partner's Return Shipment Process.

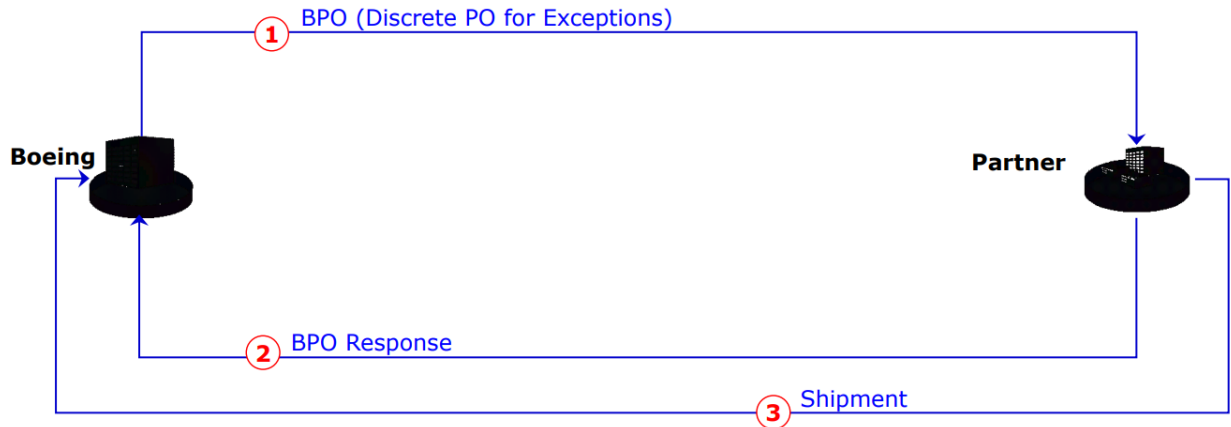
RETURNS MANAGEMENT VISIBILITY SOLUTION



1. Boeing creates a Reverse Logistics PO (RLPO) to Providing Partner after an exception process determines item is dispositioned as "RETURN TO SUPPLIER." Visible to Consuming Partner.
2. Providing Partner indicates response of Accept, Reject or Acknowledge with Exceptions. Visible to Consuming Partner.
3. Providing Partner creates Return Shipment Manifest (RSM) document and moves it to the 'Actual' State to authorize the return. Visible to Boeing.

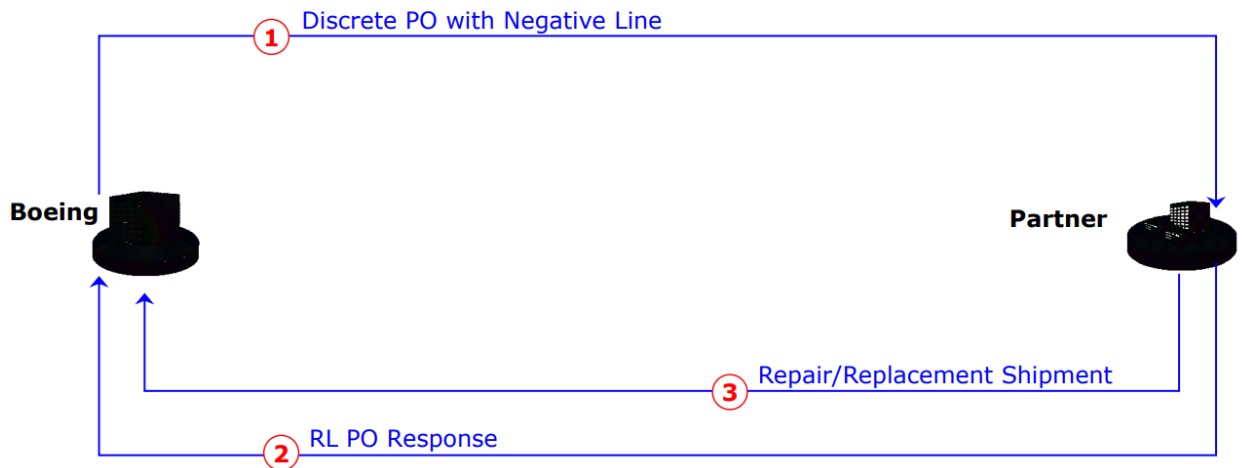
4. Consuming Partner inputs the Return Shipment Date and then moves the Return Shipment Manifest to the 'Completed' state. Visible to Boeing.
5. Providing Partner creates Repair/Replacement Shipment for shipping replacement part to Consuming Partner. Visible to Boeing.

DIRECT PROCUREMENT VISIBILITY SOLUTION



1. Boeing creates BPO or discrete PO for fulfillment by Partner to ship to Boeing's site/warehouse.
2. Providing Partner sends back a BPO/PO Response to Boeing.
3. Partner creates a Shipment based on the PO schedule or Master Schedule available on CDS and sends to Boeing.

DIRECT PROCUREMENT RETURNS MANAGEMENT VISIBILITY SOLUTION



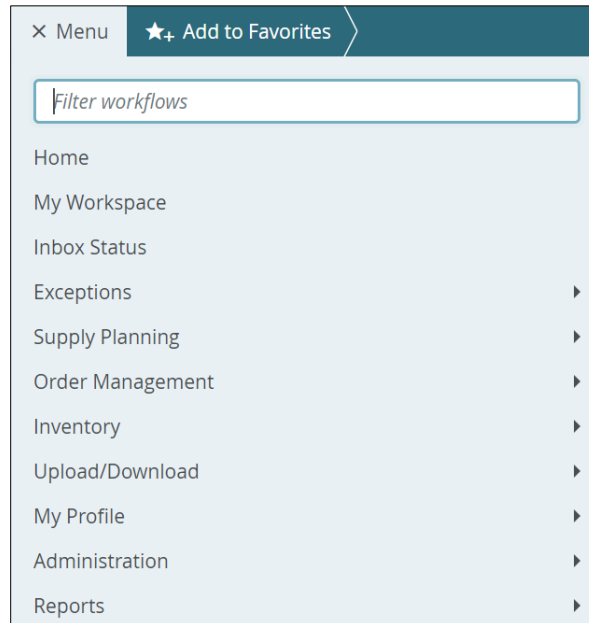


1. Boeing creates a Discrete PO with a negative line to Partner after NonConformance Process determines item is dispositioned as RETURN TO SUPPLIER.
2. Partner indicates response of Accept, Reject or Acknowledge with Exceptions.
3. If requested, Partner creates Repair/Replacement Shipment for shipping replacement part to Boeing.

VISIBILITY SOLUTION ELEMENTS MAPPED TO WORKFLOWS

Elements in the Visibility Solutions can be mapped to the Workflows:

VISIBILITY ELEMENT	WORKFLOW	EXCEPTION	
Purchase Order	Order Management	Purchase Order; Over Shipped Purchase Order	
Purchase Order Response			
Shipment		Shipment; Missing Receipt for Shipment	
Receipt			
Reverse Logistics PO			
Return Shipment (Manifest)			
Repair/Replacement Shipment			
Planning Schedule	Supply Planning	Forecast	New Planning Schedule
			Missing Planning Schedule
			No Plan Response
			Plan Response Mismatch
			Schedule Change
			Inventory Violation
Planning Schedule Response			
Inventory Status	Inventory	See Forecast	

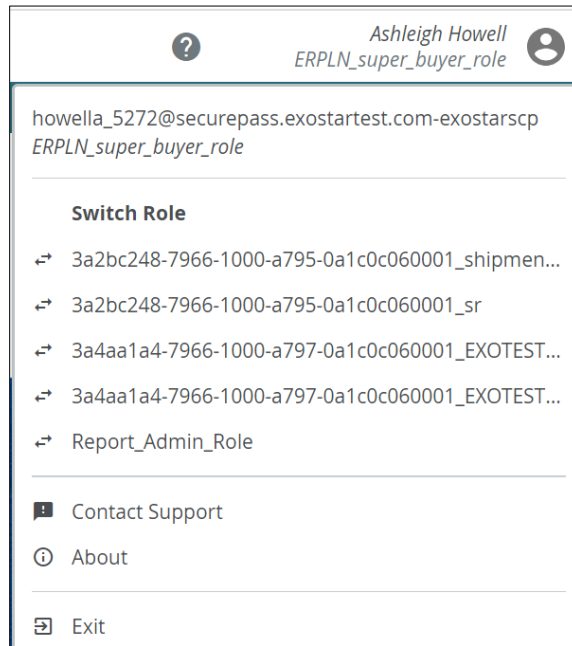


USERS, ROLES, AND PRIVILEGES

A user is associated with either Boeing, a Consuming Partner, or a Providing Partner, whereas a role is the name of a well-defined group of privileges. The role or roles assigned to a user defines:

- What data they can and cannot see.
- What tasks they can perform.

If a user has more than one role, she/he can change roles without logging out of the system, by selecting the desired role from the user drop-down menu, located in the upper, right corner of the screen.



Boeing User Roles

Role Name	Description	Privileges
ERP_<Boeing_Site_Name>_br ERPLN_<Boeing_Site_Name>_br Boeing_BCAERP_<Boeing_Site_Name>_br Boeing Site 1: LN Puget Sound Boeing Site 2: Puget Sound	Boeing Buyer	<ul style="list-style-type: none"> View BPO/PO (Full) View Reverse Logistics PO (Full) View Planning Schedule of Consuming Partners View/Load/Update Planning Schedule View Shipment View Receipt View Inventory Status View/Create/Load/Update Inventory Min/Max Quantities View/Complete a Return Shipment Manifest (Where Boeing is the Receiver) View Exceptions via My Workspace Dashboard

		<ul style="list-style-type: none"> • View Reports • Download All Document Types • Upload Receipts
ERPLN_Super_Buyer	Boeing Super Buyer	<p>Same as Boeing Buyer role except:</p> <ul style="list-style-type: none"> • Can view data from all sites • Upload Current Inventory Status • Ability to cancel a Shipment in the "Actual Sent" status created due to Supplier errors

Consuming Partner User Roles

Role Name	Description	Privileges
MPID_<Ship_To_Site_Name>_br	Purchasing Manager (Consuming Partner)	<ul style="list-style-type: none"> • View BPO/PO (Masked) • View Reverse Logistics PO (Masked) • View/Create/Load/Update Planning Schedule • View Shipment (Masked) • View/Create/Update Receipts • View/Create/Load/Update Inventory Status • View/Complete a Return Shipment Manifest • View Exceptions via My Workspace Dashboard • View Partner Reports • Upload Good Receipts (Using a Template)
MPID_<Ship_To_Site_Name>_rc	Receiving Role (Receiving Clerk)	<p>Same as Consuming Partner role except:</p> <ul style="list-style-type: none"> • Only View for Planning Schedule • Only View for Inventory Status



		<ul style="list-style-type: none"> • Only View for Return Shipment Manifest • Cannot View Reports
--	--	---

Providing Partner User Roles

Role Name	Description	Privileges
MPID_sr	Shipping Manager (Providing Partner)	<ul style="list-style-type: none"> • View BPO/PO (Full) • View Reverse Logistics PO (Full) • View/Accept/Reject PO • View/Acknowledge with Exception PO • View/Respond to/Update Planning Schedule • View/Create/Update Shipment • View/Create/Update Master Data Upload (Document Type Associate Supplier Codes) • View Receipt • View Inventory Status • View/Create/Update Return Shipment Manifest • View Exceptions via My Workspace Dashboard • View Partner Reports • Download All Document Types
MPID_Shipment_sr	Shipping Role (Shipping Clerk)	Same as Shipping Manager role except: <ul style="list-style-type: none"> • View BPO/PO (Masked) • View Reverse Logistics PO (Masked) • Cannot Accept/Reject PO • Cannot Acknowledge with Exception PO • Cannot respond to/update Planning Schedule • Cannot View Reports

GENERAL VISIBILITY

The following are general notes on the SCMP application:



- User only sees data from their site, not other sites.
- User sees all data for their site, not just the specific data they work on.
- Privileges apply to both PMI and Direct Procurement processes.
- Masked PO fields:
 - Terms of Delivery
 - Terms of Payment
 - Price
 - Price UOM