



## Get Started Quick Guide

---

### How to Navigate Exostar University

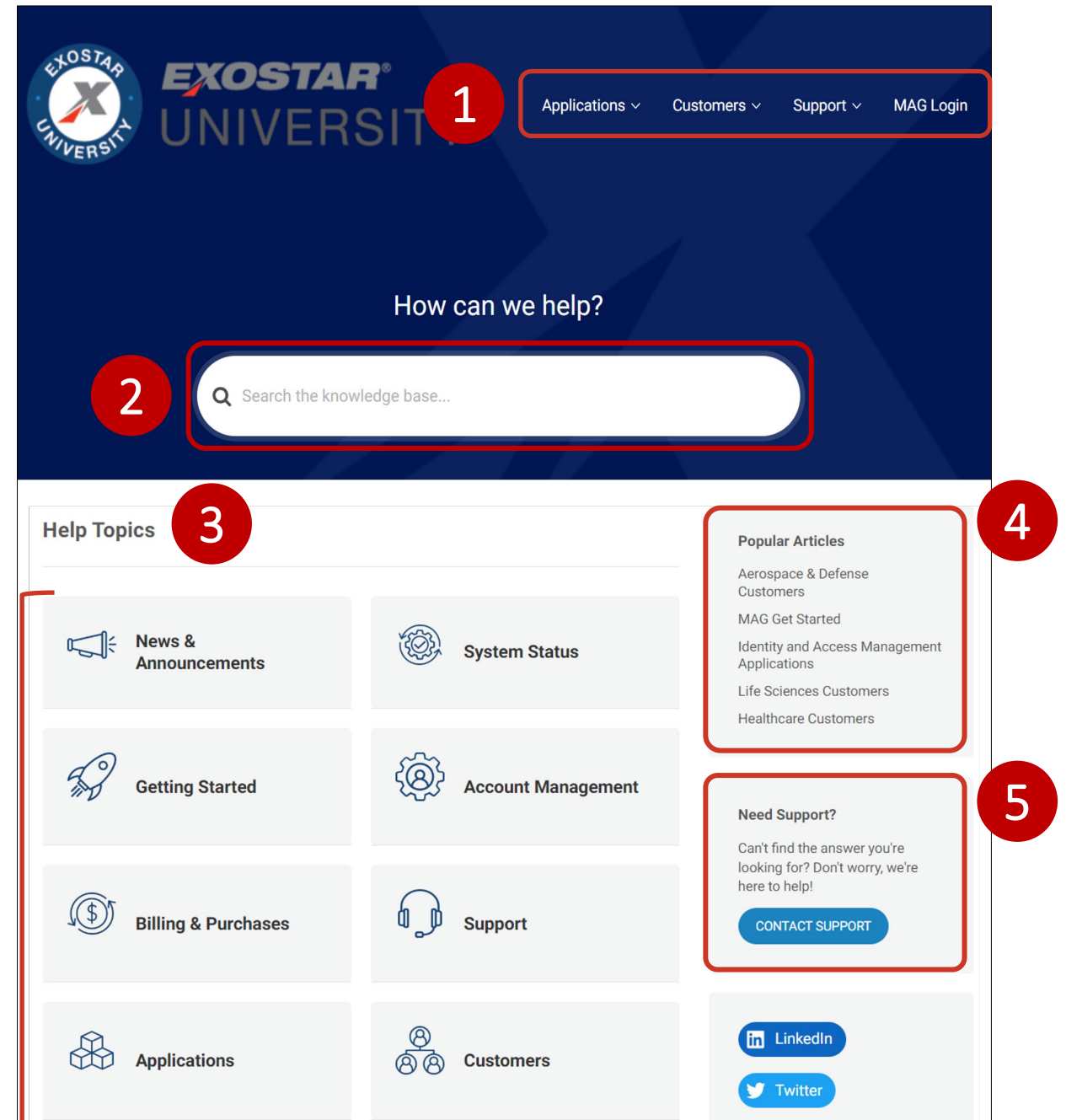
---

This guide walks through how to navigate Exostar University and provides best tips and practices for using the website.

# HOME PAGE

## Easier Navigation

1. **Header Menu:** Drop-down menus display popular topics to choose from and login to MAG.
2. **Instant Search:** Quickly browse/search using keywords and see recommended suggestions as you type.
3. **Help Topics:** Displays top categories and view related articles in the knowledgebase.
4. **Popular Articles:** Show most frequently viewed/searched for articles.
5. **Contact Support:** Appears on every page to quickly navigate to our support page.



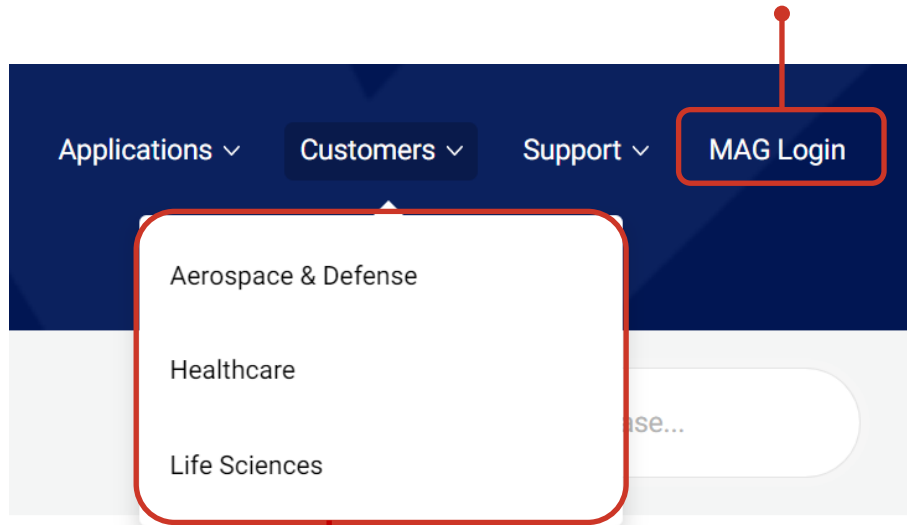
The screenshot shows the Exostar University homepage with the following elements highlighted by numbered callouts:

- 1:** Header navigation menu containing "Applications", "Customers", "Support", and "MAG Login".
- 2:** Search bar with the placeholder text "Search the knowledge base...".
- 3:** "Help Topics" section containing a grid of categories: News & Announcements, System Status, Getting Started, Account Management, Billing & Purchases, Support, Applications, and Customers.
- 4:** "Popular Articles" section listing: Aerospace & Defense Customers, MAG Get Started, Identity and Access Management Applications, Life Sciences Customers, and Healthcare Customers.
- 5:** "Need Support?" section with the text "Can't find the answer you're looking for? Don't worry, we're here to help!" and a "CONTACT SUPPORT" button.

Additional elements visible on the page include the Exostar University logo, the text "How can we help?", and social media links for LinkedIn and Twitter at the bottom right.


# APPLICATIONS / CUSTOMERS MENUS

MAG Login  
Link to login to MAG portal



Drop-Down Menu  
Displays top categories  
with links to articles

## Customers



## Applications

An icon showing a document with a lock and a person silhouette.

**Identity and Access Management**

An icon showing a document with a magnifying glass over a warning triangle.

**Risk Management**

An icon showing a shield with a lock and circuit lines.

**Secure Collaboration**

An icon showing a cube with arrows forming a cycle around it.

**Supply Chain Management**

Applications / Customers Menu  
Click on the category to see related pages

# LANDING PAGES

Home > Applications > ForumPass > ForumPass Get Started

## Breadcrumb Navigation

Allows you to navigate back to the previous category

Search the knowledge base...

## Search Bar

Displays on every page to instantly search

## ForumPass

**i** Exostar's **ForumPass** enables organizations to work together better in a shared and internet-based collaborative workspace. Flexible security features make it one of the most secure online collaboration platforms available. Based on Microsoft SharePoint technology, ForumPass delivers robust functionality through an easy-to-use, intuitive user interface.

## Tip Boxes

Provides helpful tips, definitions or an overview of each page

## ForumPass Resources

## Resources

Provide links to related categories and articles

+ Get Started

+ Credentials

+ ForumPass Permissions

+ ForumPass Navigation

+ Site Creator Administration

+ Secure File Transfer

+ Training Resources

+ System Requirements

# PAGE NAVIGATION

## ForumPass Get Started

- ✔ If this is your first time accessing ForumPass, you must first register both yourself and your organization for a [Managed Access Gateway \(MAG\)](#) account, as well as obtain the proper credentials depending on your ForumPass profile-type.

### Step 1. Registration

MAG is a consolidated portal providing Identity and Access Management (IAM) as a cloud service for the Aerospace & Defense industries. The ForumPass application is available through MAG. Please follow the steps to register as a new user and organization with

#### – To Upload Documents:

1. From the **Files** toolbar ribbon, click the **Upload Document** icon.
2. Click **Browse** and navigate to the file you want to upload.
3. Choose a destination folder or leave the field blank. The file uploads to your current location.
4. If required add version comments.
5. Click **OK**.

**NOTE:** The library automatically refreshes, displaying the document.

#### + To Create a New Document:

#### + To Drag and Drop Documents:

### Tip Boxes

Provides helpful tips, definitions or an overview of each page

## Contents

Step 1. Registration

Step 2. Account Activation

Step 3. Purchase Credentials

Step 4. Access ForumPass

Step 5. Export Control & Usage Notice

### Table of Contents

Click the header sections to navigate around the page

### Toggles

Click the toggle to expand the instructions

# PAGE FEATURES

Tagged: Administration MAG Managed Access Gateway Service Provider

## Tags

Helpful tag categories show other articles with similar tags

Was this article helpful?



## Article Feedback

Help us improve articles by rating them

## Training Resource Pages

Training resources have links to download user guides and FAQs.

## Related Articles

- [DoD Third-Party Credential](#)
- [MAG Registration & Login FAQs](#)
- [MAG Account Management FAQs](#)
- [MAG Credentials](#)
- [MAG Organization Steward](#)
- [MAG Adoption Administrator](#)

## Related Articles

Find related articles at the bottom of each page

## MAG User Guides

Click on the hyperlink name to view and download the guide.

Guide	Description
<a href="#">MAG User Guide</a>	For all users; includes MAG overview and portal navigation
<a href="#">MAG Organization Admin &amp; Steward Guide</a>	Includes common tasks & functions specific to Organization Administrators and Organization Stewards
<a href="#">MAG Application Admin Guide</a>	Includes common tasks & functions specific to Application Administrators

# SUPPORT PAGES

## Help Center

View our most common troubleshooting and how-to articles in our knowledgebase

**Help Center**

View our most common troubleshooting and help articles below.

**Troubleshooting**

- Browser Login Issues
- Reset Password
- MAG Registration
- OTP Renewal
- Video Proofing

**Popular Articles**

- Phone OTP FAQs
- Download KMA
- Credentials FAQs
- Identity Proofing
- MAG Administrators

**Top Applications**

- Managed Access Gateway
- ProviderPass
- One-Time Password
- Secure Access Manager
- Federated Identity Service

**What can we help with?**

Search the Knowledge Base

**Popular Articles**

- 📄 MAG Get Started
- 📄 PIM Form Resources
- 📄 NIST 800-171 Controls Information
- 📄 PIM Get Started
- 📄 Partner Information Manager (PIM)
- 📄 Managed Access Gateway (MAG)
- 📄 HII Get Started
- 📄 PIM Buyer Administration
- 📄 HII Credentialing
- 📄 ForumPass Navigation
- 📄 Leidos

IT SUPPORT

?

**Help Assistant**

Instantly allows you to search keywords & read an overview the article

**Still Need Help? Contact Us**

Choose from the following options:

